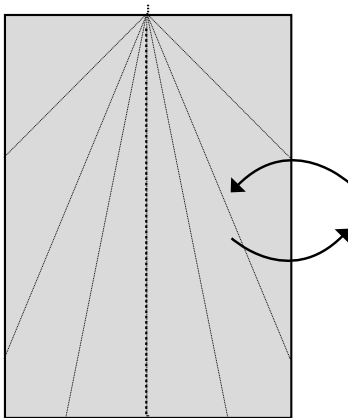
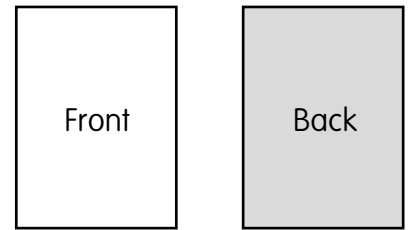
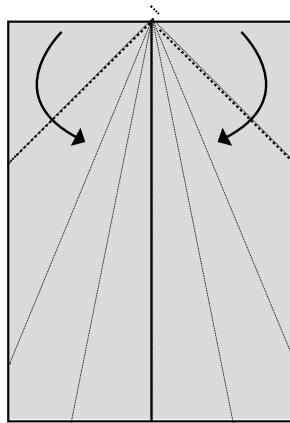


Sarah & Duck Paper Aeroplane

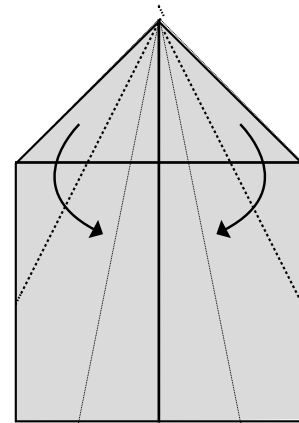
1. Print out the activity sheet.
2. Colour in the aeroplane, you can draw your own designs on it too!
3. Use the instructions to fold, write a message to Sarah & Duck then fly!



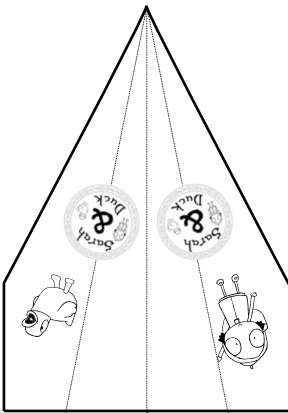
1. Turn the page over to the back. Fold the paper in half and unfold again.



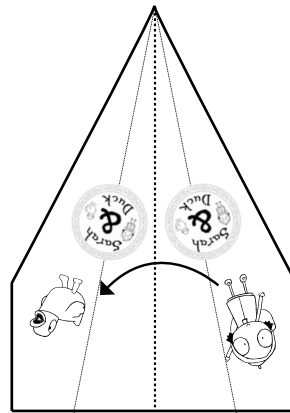
2. Fold the corners down along the dotted line.



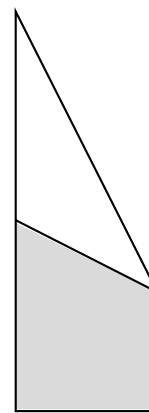
3. Fold the sides down along the dotted line.



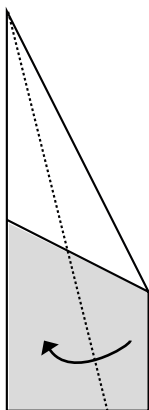
4. Turn the plane over.



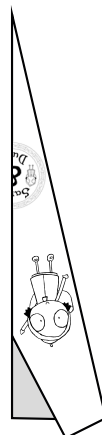
5. Fold the plane in half down the middle.



6. Your plane looks like this.



7. Fold in the edge of the side along the dotted line.



8. And you're done!
Now try and fly your plane.

